

Freshwater Stingrays The Stingray Hotel

07768 102316

toby@freshwaterstingrays.co.uk

Potamotrygon Motoro P01

Marbled Variant

Firstly, we would like to thank you for your purchase and congratulate you on becoming a privileged owner of these incredible animals.

It is of primary importance to us that you are delighted with your new fish and that your new ray has an easy transition to its new home. This will help ensure that it will thrive in your aquarium and you will have many years of enjoyment from your fish.

Please take the time to read through this document before introducing your new stingray to your aquarium


Introduction

If this is your first ray you will no doubt become truly fascinated with them and enjoy ray keeping.

IMPORTANT INFORMATION: Please handle these rays with extra care. There is a poisonous barb along the top of the rays tail. This barb is coated with a highly toxic venom. Do not touch and only handle the ray with a net or other device

Contents

- Introduction
- Origins
- Acclimatisation
- Tank Maintenance
- Feeding and Diet
- Keeping your Stingray Healthy



Freshwater Stingrays The Stingray Hotel

07768 102316

toby@freshwaterstingrays.co.uk

Potamotrygon Motoro P01

Marbled Variant

Origins


This species of Freshwater Stingray originates from the rivers of Brazil, South America; Rio Xingu, Rio Fresco, Rio Curua and Rio Iriri.

The fish we supply are tank bred. They have not been taken from the wild so they are accustomed to aquarium conditions and do not come with the inherent problems that some wild caught rays may come with; such as trouble feeding, worms, parasites and very low tolerance to aquarium conditions.



General Information

Name	Potamotrygon Motoro P01 Marbled Variant
Max Size Male	18 Inch across the disk
Max Size Female	26 Inch across the disk
Family	Potamotrygonidae (River Stingray)
Genus	Motoro
Life Span	10-25 years
Diet	Carnivore



Freshwater Stingrays The Stingray Hotel

07768 102316

toby@freshwaterstingrays.co.uk

Potamotrygon Motoro P01

Marbled Variant

Acclimatisation


The acclimatisation process is critical to allow your fish to become used to your tank conditions, water parameters and temperature after its journey. Failure to do this process may result in severe stress and fatality of your ray.

We do not run R.O water systems with any of our rays which means that our rays should be easy to condition to your aquariums and are generally more hardy than rays which have been brought up in R.O systems.

We recommend following our 12 steps to introduce your new stingray to your aquarium. This advice is offered with good intent and is based on a system that works for us with the hundreds of rays that we have introduced to our aquariums.

Please note we cannot be held liable for any problems resulting in the death of your fish once you have started the introduction to your new tank

1. Your ray will be packed in a plastic bag inside a poly box. Once you receive your ray or arrive home don't delay.
2. There are a few methods that people adopt but we will offer you advice on our preferred method which is to slowly empty the bag with the ray and its water into the poly box (make sure it's clean).
3. Once the ray is safely in the poly box in its water that it has arrived in you can start a trickle of water into the box from your aquarium. A tip; use a 6mm airline tube and start a syphon. The water will very slowly start to fill up the box.
4. Using a 6mm airline tube the water will be slow enough that the ray should easily be able to become used to your tanks water parameters and conditions.



Freshwater Stingrays The Stingray Hotel


07768 102316


toby@freshwaterstingrays.co.uk

Potamotrygon Motoro P01

Marbled Variant

- When the box becomes full, empty the water out of the box until a quarter empty and repeat process. As an approximate guideline you want to complete at least 2-3 complete fill and empties of the poly box over a 45 min to 1 hour period.
- Watch your ray. Its breathing should be relaxed and slow. If the ray is gasping continue to acclimatise and check your water parameters.
- Now your ray is ready to enter into your tank.
- If it is possible to scoop the ray up in a plastic container and lower it into the tank this is the least stressful way for the ray to enter your tank.
- If this is not possible then using a net slowly allow it to swim into the net. If possible, try to have its head in the belly of the net and the tail out the end to help limit the chance of the barb becoming tangled.
- Turn the light off and allow your ray to become accustomed to its new home.
- Your ray will have been starved for its trip so it will be hungry. After about 30 mins try it with a small amount of food.
- If your ray is entering a tank with other tank mates we advise that you keep a watch to ensure the ray is not being bullied or the other way round too.





Freshwater Stingrays The Stingray Hotel

07768 102316


toby@freshwaterstingrays.co.uk

Potamotrygon Motoro P01

Marbled Variant

Tank Maintenance

Tank Size	1500 litres and up. (pups can thrive in smaller tanks but an upgrade may be required as it grows) Always remember rays are bottom swimmers so try and give it the biggest floor area possible rather than height.
Water Temp	24-30 degrees celsius
Water Change	This will depend massively on your filtration and size of tank, but a minimum of 50% weekly. Most ray keepers will do more than this. Keeping a good routine and testing your water is vital.
PH	6.0-8.0
Behaviour	Rays are generally docile animals, however they are predatory so do not keep small fish with your ray. Also ensure there are no fish that will bite your ray as stress will kill a ray quickly. For more advice about tank mates please ask us.
Filtration	The single most important factor in keeping a ray healthy and happy is the water parameters in your tank. Stingrays produce large amounts of biological waste and therefore you will need a large and efficient biological filter to handle the waste.
Water tests	Stingrays do not tolerate any level of ammonia and nitrite at all. We recommend that you check your water daily and take action to keep your conditions perfect.
Tank Décor	Keep your tank clutter free to ensure the ray can move freely. Stingrays enjoy digging through sand, but ensure that you regularly clean this substrate as waste can become trapped there. Stingrays also flourish on a bare bottom tank and many consider this to be an easier way to ensure excellent water conditions are maintained
Oxygen	Stingrays have a high metabolism and are large active animals. As such, they require large amounts of oxygen. At least two, if not more, air stone should be present in the tank. Tip: look at the positioning of these air stones, ensure they are at the bottom of the tank as rays spend most of their time there. If your air stone is near the top it is possible the water at the bottom of the tank is not being oxygenated.
Heaters	Rays can easily burn themselves on tank heaters if they are not covered. Please ensure the heater is covered or is outside of the main tank



Freshwater Stingrays The Stingray Hotel

07768 102316

toby@freshwaterstingrays.co.uk

Potamotrygon Motoro P01

Marbled Variant

Feeding and Diet

All of our rays will have been brought up with a varied diet to help ensure a healthy a growing ray. Rays have a high metabolism and therefore require good food to allow it to develop well. Rays will except sinking pellet food, but in our experience you will get the best out of your ray feeding more notorious food. Here are our recommendations:

Frequency Pups should eat at least twice a day
Adults at least once a day

Pup Food Frozen blood worm, chopped white bait, chopped mussel, chopped prawn

Adult Food Mussels, prawn, white bait

We recommend frozen blood worm rather than fresh as it reduces any chance of bacteria in the food. Try to avoid live food as often a ray will struggle to get back on dead food once this has been offered.

Keeping your Stingray Healthy

Watch and study your ray, learn its habits. Rays are very good at telling you if there is something wrong. They will quickly go off their food, become less active and may start to breathe heavily. These can be signs of something wrong with the conditions. If you are concerned, please contact us and we will be happy to try and offer advice

We very much hope that this has been helpful information for you and your ray is now safely swimming around your aquarium.

If you require any help or advice, please do not hesitate to contact us on toby@freshwaterstingrays.co.uk or 07768 102316 and we will be happy to help as much as we can.

Thank you for purchasing one of our stingrays and we hope that you enjoy keeping it as much as we do.